



## Tau<sup>+</sup>

### Variable application

Framed modules can quite easily be installed with the trapezoidal sheet system onto nearly all commercially available trapezoidal sheet metal<sup>1</sup> roofs. The intelligent holding devices fit the most diverse trapezoidal shapes and load situations, even a levelling out is possible.

### Free arrangement

Either the complete roof surface or part of it can be covered with the modules. The standard components allow for module installation in portrait and landscape.

### Fast assembly

The Tau<sup>+</sup> was especially developed for an easy and quick installation. The simple clip-in principle of the rail fixation as well as the high standards of Mounting Systems with regard to pre-assembly and customised confectioning, guarantee a quick assembly.

### Little planning requirement, high safety

With the design software at Mounting Systems, the material for a standard application can be designed in minutes, including specific static verification and parts list with all necessary components.

### Considerable cost saving

The Tau<sup>+</sup> is an overall cost effective fixing solution. The required quantity of rails and fixing points can be optimised due to a project specific static calculation. The flexibly useable components being on stock, as well as short planning and installation phases further reduce the overall cost of this particular system.

### Maximum life span

All components are made from aluminium and stainless steel. The high resistance to corrosion guarantees a maximum life span. In addition, all parts can be recycled.



On-roof



Framed module



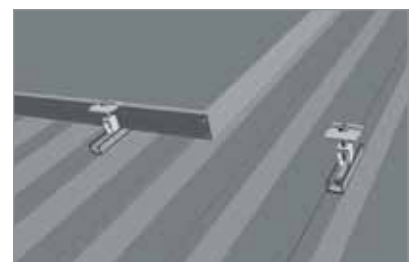
Orientation  
portrait



Orientation  
landscape



Trapezoidal sheet



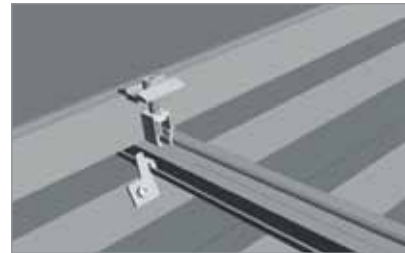
Landscape installation, direct installation of short rail pieces on high beads



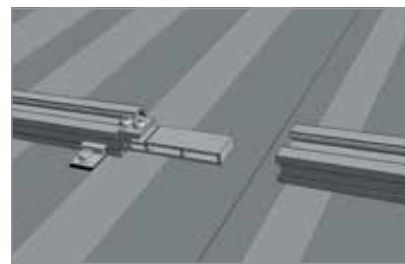
<sup>1</sup> The Tau<sup>+</sup> can be used on nearly all available trapezoidal coverings with a material thickness of at least 0.4 mm (Steel). Please contact us for more detailed information ahead of your planning.



<b>Application</b>	<i>Pitched roof – on-roof</i>
<b>Roof cladding</b>	<i>Trapezoidal sheet metal<sup>1</sup></i>
<b>Min. sheet thickness</b>	<i>Steel: 0.4 mm<sup>2</sup> Aluminium: 0.8 mm</i>
<b>Min. bead height</b>	<i>Free<sup>3</sup></i>
<b>Roof slope</b>	<i>Up to 20°<sup>2</sup></i>
<b>Building height</b>	<i>Up to 20 m<sup>2</sup></i>
<b>PV-Modules</b>	<i>Framed</i>
<b>Module orientation</b>	<i>Portrait, landscape</i>
<b>Size of module array</b>	<i>Any size possible<sup>4</sup></i>
<b>Position of the module</b>	<i>No special requirements</i>
<b>Possible height compensation</b>	<i>Up to 5 mm</i>
<b>Distance between rail fixations</b>	<i>Depending on load situation (automatic verification per design software)</i>
<b>Standards</b>	<i>Eurocode 1 – Action on structures Eurocode 9 – Design of aluminium structures</i>
<b>Supporting profiles</b>	<i>Extruded aluminium profiles (EN AW 6063 T66)</i>
<b>Rail fixations</b>	<i>Side fixing clip: Aluminium (EN AW 5754) Top fixing clip: Aluminium (EN AW 6063 T66)</i>
<b>Small parts</b>	<i>Stainless steel (V2A)</i>
<b>Colour</b>	<i>Aluminium: plate finish</i>
<b>Warranty</b>	<i>10 years<sup>5</sup></i>



Detail side fixing clip and module clamp



Detail top fixing clip and splice



Detail Clickstone

- 1 The screws which are provided for the system Tau\* are suitable for mounting on trapezoidal sheet metal roofs made of steel or aluminum. In case of an installation on sandwich elements, the customer must clarify and ensure that the deployed sandwich element can withstand the fastening forces and loads resulting from the PV installation. Mounting Systems recommends the installation of the Tau\*-system on single-layer trapezoidal sheet metal roofs. Mounting Systems cannot guarantee a sufficient long-term load capacity of the sandwich element after the installation of the Tau\*-system.
- 2 Depending on the site situation, the building, the selected fixing devices and the type of module, other values may apply. With the Tau\*-Design tool you can easily calculate the permissible maximum values for each plant.
- 3 The bead height is flexible. In case of a very low bead height (below 20 mm) a holder can be screwed on top of the trapezoidal sheet alternative to the standard holder, which is fixed laterally. The installation must be in accordance with local regulations for roof covering.
- 4 Based on the expected thermal expansion due to temperature and the thus occurring tension within the rails, we recommend a maximum length of 12 m per module row.
- 5 The exact details are to be found in the warranty conditions of Mounting Systems GmbH.

For further information: [www.mounting-systems.com](http://www.mounting-systems.com)  
Subject to technical changes.  
2013 © Mounting Systems GmbH